



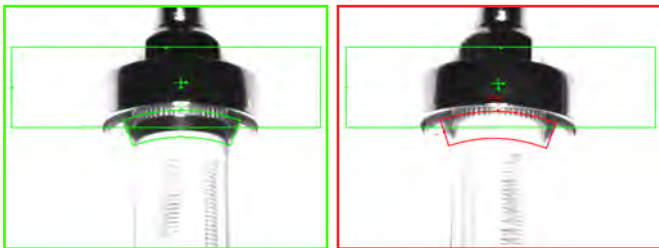

IN-SIGHT 2000 SERIES VISION SENSORS

In-Sight® 2000 series vision sensors combine the power of an In-Sight vision system with the simplicity and affordability of a vision sensor. Ideal for solving error-proofing applications, these vision sensors set new standards for value, ease of use and flexibility thanks to a powerful combination of proven In-Sight vision tools, simple setup, and a modular design featuring field changeable lighting and optics.

The In-Sight 2000 series includes an integrated, high-performance image formation system consisting of field interchangeable lenses and a patent-pending LED ring light that produces even, diffuse illumination across the entire image and eliminates the need for costly external lighting. Lenses and a variety of colored lights can be easily swapped out as needed to meet application requirements.

Together with the In-Sight Explorer EasyBuilder® interface, which provides fast, step-by-step application setup, the In-Sight 2000 series allows even novice users to achieve extremely reliable inspection performance in nearly any production environment.

In-Sight 2000 series vision sensors can also be configured for in-line and right-angle installation. This modular body design provides maximum flexibility to mount in tight spaces, simplifies wiring and optical paths, and minimizes the need to design new mechanical fixtures.



Features at-a-glance

- Affordable vision sensor powered by In-Sight Explorer software and EasyBuilder—the same interface used for all In-Sight vision systems
- Simple for both new and existing users to meet their automated inspection challenges
- Monochrome and color sensor models solve presence/absence applications, including color verification
- Proven, reliable Cognex In-Sight vision tools
- Compact, modular design with field-changeable, integrated optics and lighting
- Fully compatible with Cognex VisionView® PC software and VisionView 900 HMI touchscreen panel

Fast, intuitive setup with EasyBuilder

With its intuitive, point-and-click presence/absence tools, the EasyBuilder interface is ideal for setting up simple pass/fail inspections. When more complex inspections are required, users can build on their experience to create vision applications using more advanced In-Sight vision systems—in the same In-Sight Explorer interface.

Powerfully simple and affordable vision sensors

Unmatched flexibility

Field interchangeable lighting and optics make it easy to adapt to virtually any production line environment.

Powerful integrated light

Diffuse illumination technology enables robust vision inspection in the most challenging environments—without the need for costly external lighting.


An In-Sight 2000 model for any application

Available in both monochrome and color image models, and with three different combinations of vision tools, the In-Sight 2000 series lets you choose the level of capability you need. Many applications require only the simple pattern matching of the 2000-110 model. The 2000-120 and 2000-130 models offer larger tool sets for solving a wider range of applications, including a 2x magnification mode that delivers greater image detail for inspecting smaller features on parts. Whatever your inspection application, there's an In-Sight 2000 series vision sensor model that's right for the job.


The simple set up of EasyBuilder

Ease-of-use is built into the heart of the In-Sight 2000 series starting with powerful vision tools and an In-Sight Explorer software interface that makes set up simple and assures a seamlessly reliable communications link to other factory automation equipment.

Choose your lighting, lens and filter



Choose your mounting configuration



Simple steps guide you through configuring and deploying your application

Choose tools from the list to add them to your inspection

The screenshot shows the In-Sight Explorer software interface. On the left, there are 'Application Steps' including 'Get Connected', 'Set Up Image', 'Locate Part', 'Inspect Part', 'Configure Results', 'Inputs', 'Outputs', 'Communication', 'Filmstrip', 'Save Job', and 'Run Job'. The main window displays a live inspection image of a 'Fruit Punch' juice box with a green bounding box around the 'BEST BEFORE' date and a yellow bounding box around the 'DateLotCode'. On the right, the 'Palette' shows a table of inspection results:

Name	Result	Type
Flavor	Pass	Pattern
DateLotCode	Pass	Pixel Count
Straw	Pass	Brightness
Seal	Pass	Brightness
LeftFlap	Pass	Contrast
RightFlap	Pass	Contrast

At the bottom, the 'Edit Tool - DateLotCode' configuration panel is visible, showing 'Pixel Selector' and 'Pixel Count Meter and Pass Range' settings.

See inspection results at a glance

Point and click controls make it quick and easy to set up any tool to achieve reliable results

IN-SIGHT 2000 MODELS

		2000-110	2000-120	2000-130	2000-120C	2000-130C
User Interface		In-Sight Explorer EasyBuilder, Cognex VisionView PC Software and VisionView 900 HMI touchscreen panel				
1/3" CMOS Imager		Monochrome	Monochrome	Monochrome	Color	Color
S-Mount/M12 Lenses		8 mm (standard), optional 3.6 mm, 6 mm, 12 mm, 16 mm, 25 mm				
Image Modes	640 x 480 (standard)	✓	✓	✓	✓	✓
	640 x 480 (2x magnification)	✗	✓	✓	✓	✓
	800 x 600 (2x magnification)	✗	✗	✓	✗	✓
Lighting	Standard	Diffuse white LED ring light				
	Options	Red, blue and IR LED ring lights and lens filters, and polarized light cover			Polarized light cover	
Maximum Acquisition Speed¹		40 fps	75 fps	75 fps	55 fps	55 fps
Relative Processing Speed		1x	2x	2x	2x	2x
Location Tools	Pattern	✓	✓	✓	✓	✓
	Edge, Circle	✗	✗	✓	✗	✓
Inspection Tools	Pattern	✓	✓	✓	✓	✓
	Pixel Count	✗	Grayscale	Grayscale	Color	Color
	Brightness & Contrast	✗	✓	✓	✓	✓
	Edges	✗	✗	✓	✗	✓
Measurement & Counting Tools	Distance, Angle & Diameter	✗	✗	✓	✗	✓
	Patterns & Edges	✗	✗	✓	✗	✓
Communications & I/O	Protocols	EtherNet/IP, PROFINET, SLMP, SLMP Scanner, Modbus TCP, TCP/IP, UDP, FTP, Telnet (Native Mode), RS-232				
	Connectors	(1) Industrial M12 Ethernet, (1) M12 Power & I/O				
	Inputs & Outputs	(1) Acquisition trigger, (1) General purpose input ² , (4) General purpose outputs ²				
Mechanical	Dimensions	In-line configuration: 92 mm (3.61 in) x 60 mm (2.38 in) x 52 mm (2.05 in) Right-angle configuration: 61 mm (2.42 in) x 60 mm (2.38 in) x 52 mm (2.05 in)				
	Weight	200 g (7.05 oz)				
	Material and Protection	Painted aluminum, IP65-rated housing				
Operating	Power	24 VDC ±10%, 48 W (2.0 A) maximum when the illumination is on				
	Temperature	0°C to 40°C (32°F to 104°F)				

¹ Maximum framerate with minimum exposure; no vision tools; and 640 x 480 image with 2x Image Magnification enabled (for 2000-120/130 models)

² (7) general purpose inputs and (8) general purpose outputs when using optional CIO-1400 I/O Expansion Module.



Companies around the world rely on Cognex vision and barcode reading solutions to optimize quality, drive down costs and control traceability.

Corporate Headquarters One Vision Drive Natick, MA 01760 USA

Regional Sales Offices

Americas

North America +1 844-999-2469
Brazil +55 (11) 2626 7301
Mexico +01 800 733 4116

Europe

Austria +49 721 958 8052
Belgium +32 289 370 75
France +33 1 7654 9318
Germany +49 721 958 8052

Hungary +36 30 605 5480
Ireland +44 121 29 65 163
Italy +39 02 3057 8196
Netherlands +31 207 941 398
Poland +48 717 121 086
Spain +34 93 299 28 14
Sweden +46 21 14 55 88
Switzerland +41 445 788 877
Turkey +90 216 900 1696
United Kingdom +44 121 29 65 163

Asia

China +86 21 6208 1133
India +9120 4014 7840
Japan +81 3 5977 5400
Korea +82 2 539 9980
Singapore +65 632 55 700
Taiwan +886 3 578 0060

© Copyright 2016, Cognex Corporation. All information in this document is subject to change without notice. All Rights Reserved. 1DMax, In-Sight, VisionView, PatMax and Cognex are registered trademarks and OCRMax and the Cognex logo are trademarks of Cognex Corporation. All other trademarks are property of their respective owners. Lit. No. DSDS925B-2016-10

www.cognex.com